

OTTO

design SIMONE MICHELI



La forza di OTTO è la semplicità della sua forma nella quale sono scavate quattro sedute, in modo che chi si siede abbia lo spazio di una seduta singola e non incroci lo sguardo delle persone accanto.

OTTO's strength is the simplicity of its shape in which four seats are carved out so that each single user will have the space of a single seat to him/herself and won't intercept the gaze of the people next to him/her.

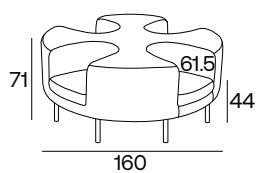
OTTO
design SIMONE MICHELI




OTTO

design SIMONE MICHELI

CENTRO STANZA / ROUND ABOUT SOFA



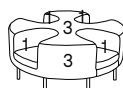
160 cm / 62.99"
160 cm / 62.99"
71 cm / 27.95"
44 cm / 17.32"
61.5 cm / 24.21"

 59 kg / 131 Lb

 1.87 m³

 **9.50 mtl**
tessuto cliente /
customer fabric
H 140 cm

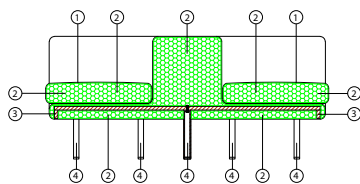
17.67 mtl
pelle cliente
customer leather



1 - 6.00 mtl
3 - 6.00 mtl

OTTO

design SIMONE MICHELI



MATERIALI / MATERIALS

- 1 - tessuto/pelle
 - 2 - poliuretano espanso indeformabile di diverse densità e strato di fibra di dacron® 100 gr
 - 3 - telaio in multistrato di legno di abete
 - 4 - gambe tubolari G 31 in metallo verniciato a sezione tonda, Ø 3 cm h 23 cm
- 1 - fabric/leather
2 - high resilience polyurethane foam of different densities and dacron® fiber 100 gr layer
3 - structural frame in solid firwood
4 - circular varnished tubular metal legs G 31, Ø 3 cm h 23 cm

PIEDI / FEET



Ral colore a scelta
Ral color of your choice

CARATTERISTICHE / TECHNICAL FEATURES

SFODERABILITÀ / COVER REMOVAL



VARIANTI / VERSIONS



RIVESTIMENTI CONSIGLIATI / SUGGESTED FABRICS

JAUQUARD	BIELASTICO / BIELASTIC	LANA / WOOL	TESS. SPALMATO / COATED FABRIC	VELLUTO / VELVET	BOUCLÈ	PELLE / LEATHER
CHILI Cat. extra	B-CHEW BIT Cat. top	EUROPOST 2 Cat. elegant	VINTAGE Cat. extra	LEMMING 29500 Cat. elegant	VOLT Cat. super	MOON Cat. extreme
MINI MELANGE Cat. lusso	MIRAGE Cat. lusso	FENICE Cat. extra	FLEXO FR Cat. a	8336/8336 LT Cat. lusso/extra		FLOWER Cat. elegant
ONE Cat. a	NAUTILUS Cat. extra	HERO 2 Cat. extreme	ZEUS Cat. a	CINIGLIA / CHENILLE AMARA 83974 Cat. elegant		BASIC Cat. elegant
PANAREA OUTDOOR Cat. a	UNIFORM MELANGE Cat. plus					
RADIO Cat. a						
STEELCUT TRIO 3 Cat. top						
STEP Cat. extra						
SUMMER/SUMMER FR Cat. a						